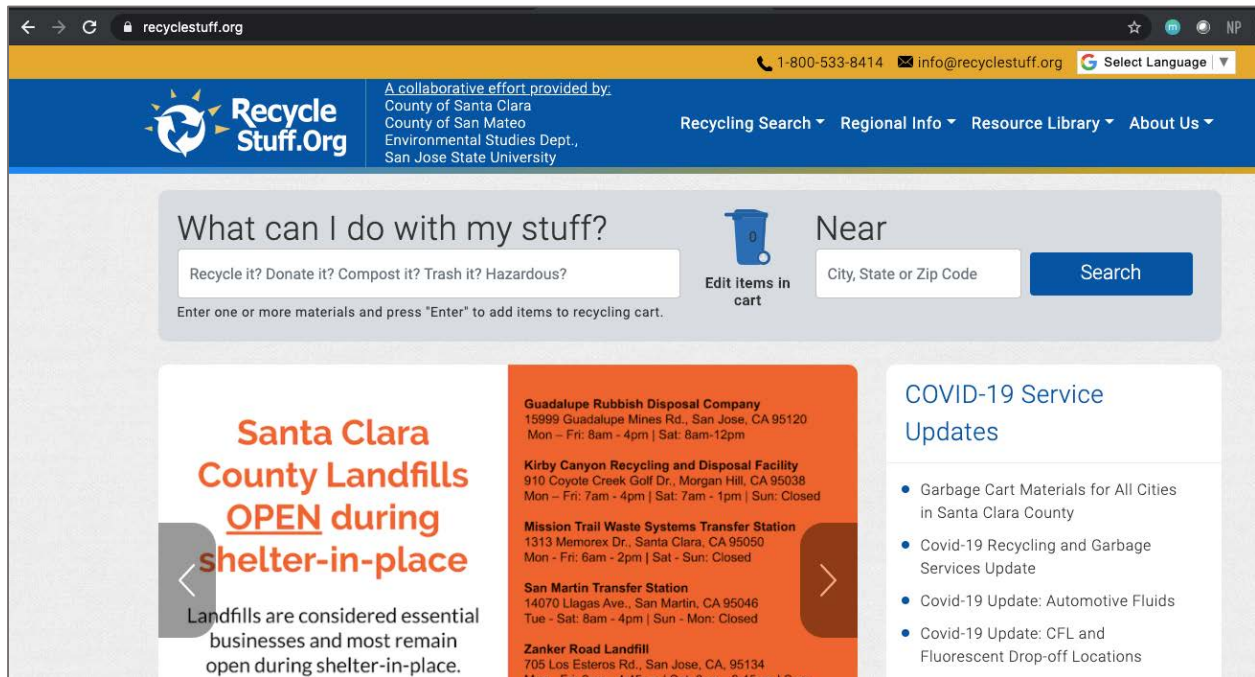
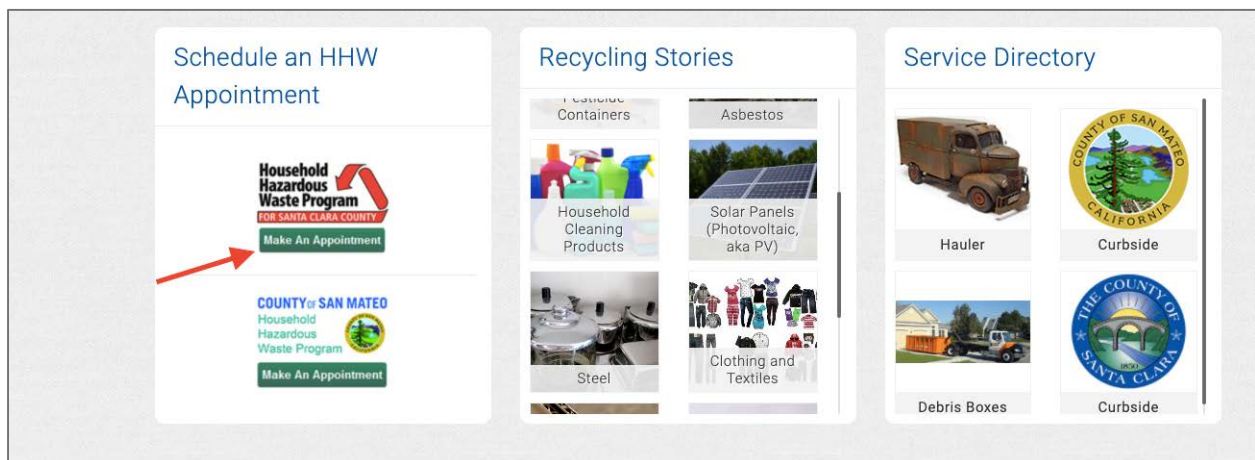


## How to Make an HHW Appointment Online

**Step 1:** Got to <https://www.recyclestuff.org/index> homepage.



**Step 2:** On the homepage, scroll down to the section “Schedule an HHW Appointment.” Click on the green button to schedule an appointment (for Santa Clara County residents only).






San Jose State University  
Department of Environmental Studies  
Center for the Development of Recycling

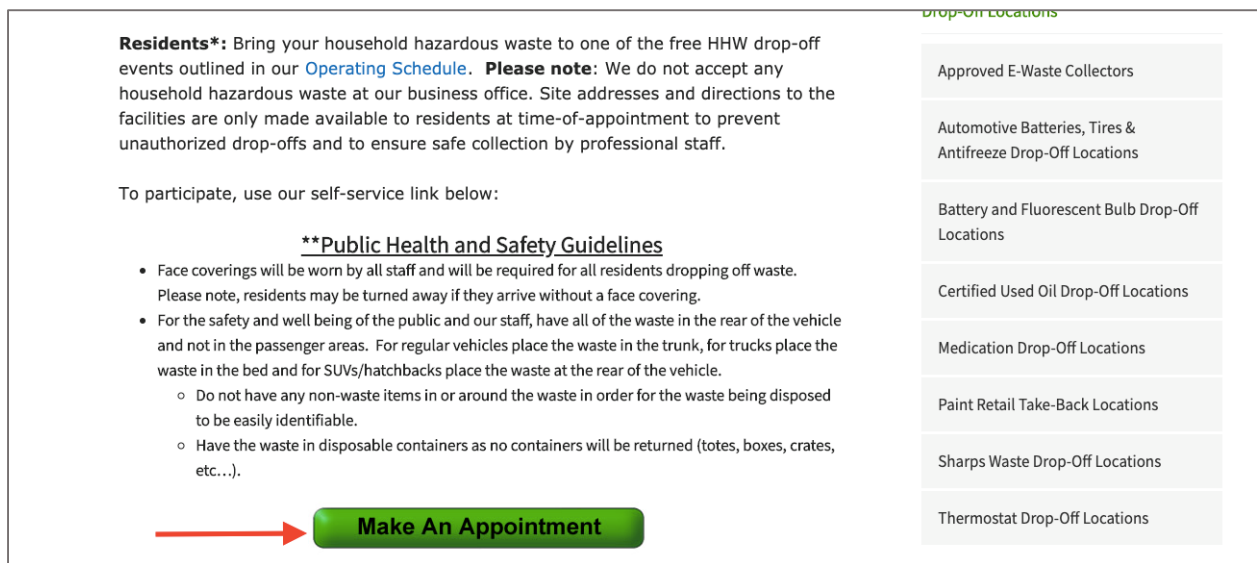
TEL: (408) 924-5453  
FAX: (408) 924-5426  
www.recyclestuff.org  
info@recyclestuff.org

Santa Clara/San Mateo County  
Recycling and Household Hazardous  
Waste (HHW) Hotline/Website  
(800) 533-8414

**Step 3.** You will be redirected to the county HHW website.



**Step 4.** On the homepage, scroll down until you find the big, green button “Make an Appointment”.



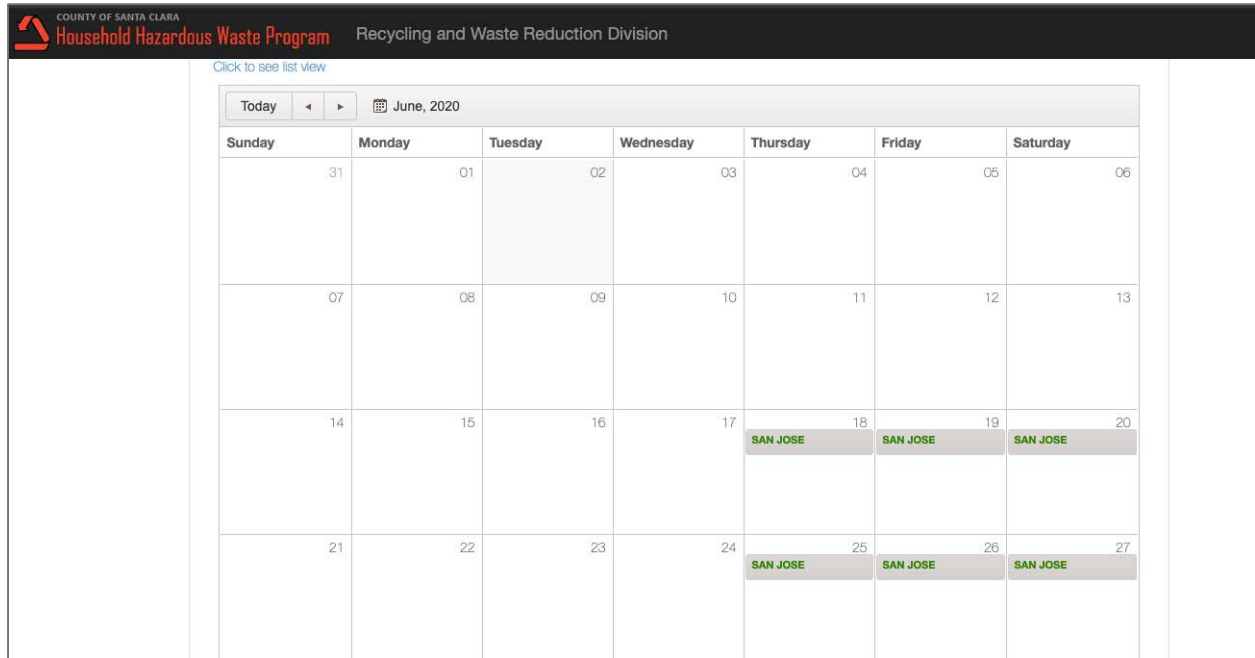


**San Jose State University**  
 Department of Environmental Studies  
 Center for the Development of Recycling

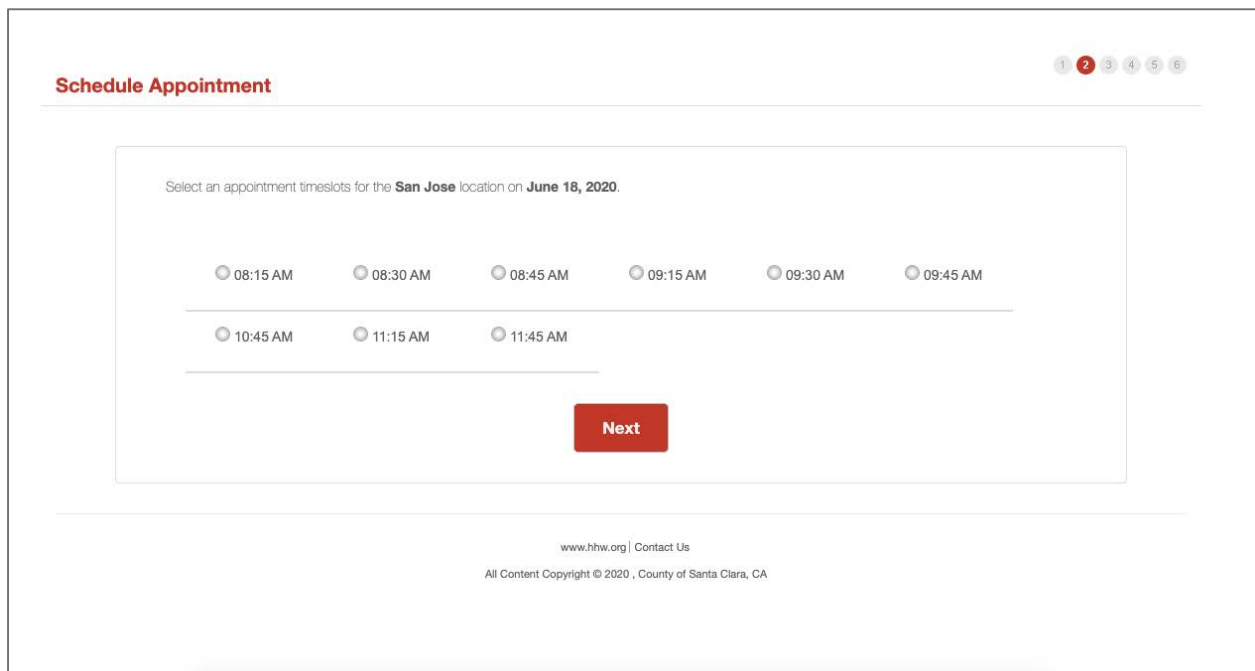
**TEL:** (408) 924-5453  
**FAX:** (408) 924-5426  
[www.recyclestuff.org](http://www.recyclestuff.org)  
[info@recyclestuff.org](mailto:info@recyclestuff.org)

**Santa Clara/San Mateo County**  
**Recycling and Household Hazardous**  
**Waste (HHW) Hotline/Website**  
 (800) 533-8414

**Step 5.** The calendar will show the available appointments. Select your preferred date.



**Step 6.** Pick an appointment time that works best for you and click “Next”.





**San Jose State University**  
 Department of Environmental Studies  
 Center for the Development of Recycling

**TEL:** (408) 924-5453  
**FAX:** (408) 924-5426  
 www.recyclestuff.org  
 info@recyclestuff.org

**Santa Clara/San Mateo County**  
**Recycling and Household Hazardous**  
**Waste (HHW) Hotline/Website**  
 (800) 533-8414

**Step 7.** Enter all required information. When all fields are complete click “Next”. (\*HINT: Street Number and Street Name are separate fields, do not type full address in the Street Number field).

<p>Transportation law prohibits you from transporting more than 15 liquid gallons or 125 solid pounds of hazardous waste in your vehicle.</p> <p>Containers larger than 5 gallons are unacceptable. If you have more than 5 gallons of a single hazardous material, split it up into multiple 5 gallon containers.</p> <p>For your safety, transport waste in your trunk or the back of a pick-up, away from the passenger area.</p>	<p><b>First Name*</b> <input type="text"/></p> <p><b>Please Enter First Name</b></p>
	<p><b>Last Name*</b> <input type="text"/></p> <p><b>Please Enter Last Name</b></p>
	<p><b>E-mail*</b> <input type="text"/></p>
	<p><b>Confirm E-mail*</b> <input type="text"/></p>
	<p><b>Telephone</b> <input type="text"/></p>
	<p><b>Street Number*</b> <input type="text"/></p> <p><b>Please Enter Street Number</b></p>
	<p><b>Street Name*</b> <input type="text"/></p> <p><b>Please Enter Street Name</b></p>
	<p><b>City*</b> <input type="text" value="----Select City----"/></p> <p><b>Please Enter City Name</b></p>
	<p><b>Zip*</b> <input type="text"/></p> <p><b>Please Enter Zip Code</b></p>
	<p><input type="button" value="Back"/> <input type="button" value="Next"/></p>

**Step 8.** Enter the amount of waste per item. If the item is not listed, enter in “other products”.

Aerosols: <input type="text" value="0"/>	Automotive Fluids: <input type="text" value="0"/>
Batteries - Car and Household: <input type="text" value="0"/>	Fertilizers: <input type="text" value="0"/>
Fluorescent Lights: <input type="text" value="0"/>	Flammable Fluids: <input type="text" value="0"/>
Garden Chemicals: <input type="text" value="0"/>	Helium: <input type="text" value="0"/>
Household Cleaners: <input type="text" value="0"/>	Latex Paint and Stains: <input type="text" value="0"/>
Pesticides: <input type="text" value="0"/>	Pool Chemicals: <input type="text" value="0"/>
Propane Tanks: <input type="text" value="0"/>	Sharps - Hypodermic Needles: <input type="text" value="0"/>
Used Motor Oil: <input type="text" value="0"/>	Used Oil Filters: <input type="text" value="0"/>
Other Products: <input type="text" value="0"/>	
<p><input type="button" value="Next"/></p>	



San Jose State University  
Department of Environmental Studies  
Center for the Development of Recycling

TEL: (408) 924-5453  
FAX: (408) 924-5426  
www.recyclestuff.org  
info@recyclestuff.org

Santa Clara/San Mateo County  
Recycling and Household Hazardous  
Waste (HHW) Hotline/Website  
(800) 533-8414

**Step 9.** Verify that all information is correct.


Resident Information	Appointment Information
First Name:	City: San Jose
Last Name:	Date:
Email: @gmail.com	Time:
Address:	<a href="#">Edit Appointment</a>
City: SAN JOSE	
Zip:	
Phone:	
<a href="#">Edit Resident</a>	

**Step 10.** On the same page, scroll down and click “Confirm” to finish appointment.

[Edit Resident](#)

**Confirm Appointment**

- If all this information is in order, please click the **Confirm** button below
- You will receive a confirmation, prior to the event, which includes the location and driving directions.
- Please bring identification such as a driver's licenses or utility bill so we can verify your city of residency.
- Bring waste in their original, labeled, and sealed containers when possible. Never mix chemicals together or consolidate waste.
- NO containers will be returned. Do NOT bring waste in containers you want to keep. Place all waste in disposable boxes, bags, or buckets for quick removal.
- For your safety, transport waste in your trunk or the back of a pick-up, away from the passenger area.
- You will need to stay in your vehicle at all times. So remove valuables away from your waste.
- DO NOT BRING PETS to the drop-off

 [Confirm](#)





San Jose State University  
Department of Environmental Studies  
Center for the Development of Recycling

TEL: (408) 924-5453  
FAX: (408) 924-5426  
www.recyclestuff.org  
info@recyclestuff.org

Santa Clara/San Mateo County  
Recycling and Household Hazardous  
Waste (HHW) Hotline/Website  
(800) 533-8414

**Step 11.** Congratulations! You have completed making your appointment. An email confirmation will be sent to you from HHW Staff. Click on the blue link to return to the HHW homepage.

We have received your appointment which is scheduled for :

**Date:**

**Time:**

**Drop-off Location:** San Jose, CA 95133

Prior to your appointment, we will send you an e-mail reminder with additional details and directions to the location.

[Schedule Another Appointment](#)

[Return to Household Hazardous Waste Program](#)

### **Special Public Health and Safety Guidelines:**

- Face coverings will be worn by all staff and will be required for all residents dropping off waste. Please note, residents may be turned away if they arrive without a face covering.
- For the safety and well-being of the public and our staff, have all of the waste in the rear of the vehicle and not in the passenger areas. For regular vehicles place the waste in the trunk, for trucks place the waste in the bed and for SUVs/hatchbacks place the waste at the rear of the vehicle.
  - Do not have any non-waste items in or around the waste in order for the waste being disposed to be easily identifiable
  - Have the waste in disposable containers as no containers will be returned (totes, boxes, crates, etc...)

### **Reminders:**

1. Arrive at the site with identification, such as a driver's license or utility bill, and a check-in technician will verify your city of residence.
2. A vehicle may bring a MAXIMUM of 125 – Pounds or 15-GALLONS of household hazardous waste, as permitted by the United States Department of Transportation laws.
3. NO container larger than 5 gallons will be accepted.
4. Bring waste in their original, labeled, and sealed containers when possible. Never mix chemicals together or consolidate waste.
5. NO containers will be returned. Do NOT bring waste in containers you want to keep. Place all waste in disposable boxes, bags, or buckets for quick removal.
6. For your safety, transport waste in your trunk or the back of a pick-up, away from the passenger area.
7. You will need to stay in your vehicle at all times. So remove valuables away from your waste.
8. DO NOT BRING PETS to the drop-off.